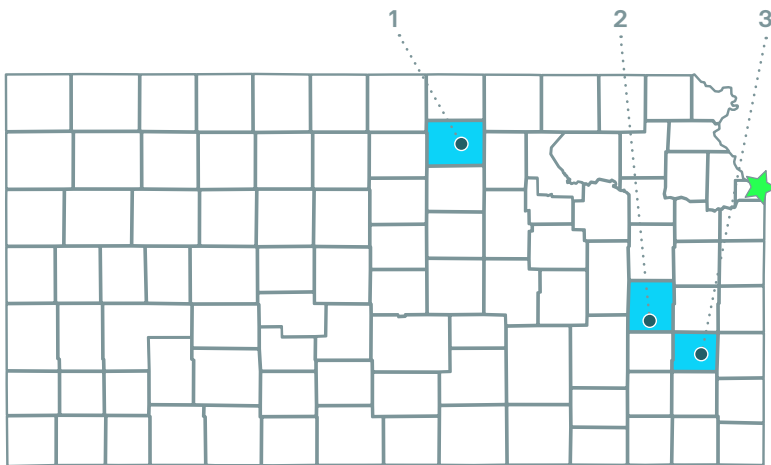







KANSAS

EDPR Renewables is a wind industry leader in Kansas. The company's footprint in the state includes two phases of the Meridian Way Wind Farm, Prairie Queen Wind Farm, and Waverly Wind Farm.



-  Overland Park Regional Office
-  Counties with Operational Projects
- 1. Meridian Way I Wind Farm (105 MW)
Meridian Way II Wind Farm (96 MW)
- 2. Waverly Wind Farm (199 MW)
- 3. Prairie Queen Wind Farm (199 MW)



599 MW

OPERATING IN KANSAS

EDPR'S KANSAS ENERGY PROJECTS:



Generate electricity equivalent to the consumption of more than **164,000 Kansas homes**.¹



Save more than **1 billion gallons of water each year** and prevent the air pollution that causes smog, acid rain, and climate change.²



Are compatible with other land uses.



Strengthen domestic energy security and help diversify supply.

Economic benefits

OF EDPR'S KANSAS PROJECTS



CAPITAL INVESTMENT³
\$1 billion



\$8.4 million
PAID TO LOCAL GOVERNMENTS⁵



\$10.8 million
PAID TO LANDOWNERS⁴



\$71.2 million
SPENT WITHIN KANSAS⁶



PERMANENT JOBS⁷
44 jobs created



CONSTRUCTION JOBS⁷
419 jobs created

Renewable energy is the future of U.S. energy.

Cumulatively, operating renewable energy capacity in the U.S. reached **243 GW** in Q3 2023, which is equivalent to the consumption of 65 million American homes.⁸



WIND, SOLAR, AND STORAGE IN KANSAS⁹

Total Operating Capacity

8,473 MW

State Ranking for
Operating Capacity

6th

Percentage of In-State
Energy Production

46.6%

Equivalent U.S. Homes Powered

2.6 million

Industry Employment

3,500

Total Capital Investment

\$16 billion

Annual State & Local
Government Payments

\$22.8 million

Annual Lease Payments
to Landowner

\$50.1 million

About us

EDP Renewables North America LLC (EDPR NA), its affiliates, and its subsidiaries develop, construct, own, and operate wind farms, solar parks, and energy storage systems throughout North America. Headquartered in Houston, Texas, with 60 wind farms, 12 solar parks, and eight regional offices across North America, EDPR NA has developed more than 9,600 megawatts (MW) and operates more than 8,900 MW of onshore utility-scale renewable energy projects. With more than 1,000 employees, EDPR NA's highly qualified team has a proven capacity to execute projects across the continent.

EDPR NA is a wholly owned subsidiary of EDP Renewables (Euronext: EDPR), a global leader in the renewable energy sector. EDPR is a global leader in renewable energy development with a presence in 28 regions in Europe, North America, South America and Asia-Pacific. With headquarters in Madrid and leading regional offices in Houston, São Paulo and Singapore, EDPR has a sound development portfolio of top-level assets and market-leading operating capacity in renewable energies. Particularly worthy of note are onshore wind, distributed and large-scale solar, offshore wind (OW – through a 50/50 joint venture), and technologies to complement renewables such as storage and green hydrogen.

EDPR's employee-centered policies have received recognition such as Top Workplaces 2023 in the USA, Top Employer 2023 in Europe (Spain, Italy, France, Romania, Greece, Portugal and Poland) Colombia and Brazil, and are also included in the Bloomberg Gender-Equality Index.

EDPR is a division of EDP (Euronext: EDP), a leader in the energy transition with a focus on decarbonization. Besides its strong presence in renewables (with EDPR and hydro operations), EDP has an integrated utility presence in Portugal, Spain and Brazil including electricity networks, client solutions and energy management.

EDP – EDPR's main shareholder – has been listed on the Dow Jones Index for 16 consecutive years, recently being named the most sustainable electricity company on the Index.

For more information, visit www.edpr.com/north-america.



**EDP Renewables North America
Overland Park Regional Office**

7900 Conser Street, #10
Overland Park, KS 66204

913.602.8532

¹Power generation calculated using a 35% capacity factor for wind based on 2019 AWEA Wind Powers America Annual Report. Solar power generation is based on power generation calculated using a 25% capacity factor. Household consumption based on the 2022 EIA Household Data monthly average consumption by state.

²Assumes 0.58 gallons of water consumed per kWh of conventional electricity from Lee, Han, & Elgowainy, 2016.

³Assumes the average cost of an installed wind farm is \$1.7 million/MW for projects built between 2012 and 2016 and \$1.4 million/MW for projects built after 2016. Based on U.S. DOE 2015 and 2019 Wind Technologies Market Report.

⁴Cumulative landowner payments from 2020 through 2023.

⁵Cumulative local government payments through 2022.

⁶Includes vendor spending, landowner payments, and wages from site jobs from 2020 through 2023.

⁷Full-time equivalent jobs calculated by dividing number of contractor hours worked during construction by 2080.

⁸American Clean Power Association, Clean Power Quarterly Report 2023 Q3.

⁹American Clean Power Association, Clean Power State-by-State, September 2023.