

Version 04. June 2024



# Suppliers Sustainability Guide

---

O&M Services

# About this guide

EDPR's market leadership, based in value creation capacity, innovation, and relationship with its stakeholders, is much influenced by the performance of its suppliers.

EDPR bases its relationship with suppliers on trust, collaboration, and creation of shared value, privileging a partnership approach focused on transparency and sustainability.

Sustainability is a central part of EDPR's mission, vision, and values, not only because it is a renewable energy company but for the environmental, social and economic best practices throughout its entire value chain.

Accordingly, EDPR's procurement process is developed in the framework of the Sustainable Procurement Policy, which extends to EDPR's suppliers and service providers, both direct and indirect.

EDPR has defined procedures to ensure the several aspects that fill in with the company sustainability related policies applicable to the supply chain, namely the environment, health & safety, as well as the management and mitigation of any type of sustainability risks in the supply chain.

These policies (available on EDPR's website at [www.edpr.com](http://www.edpr.com)), with which the supplier must become familiar, are:

- | **EDP Supplier Code of Conduct**
- | **Occupational Health & Safety Policy**
- | **Environmental Policy**

This Suppliers Sustainability Guide provides an overview of the sustainability requirements and commitments EDPR expects its suppliers to meet. EDPR suppliers' long-term sustainable development is crucial to their success and, consequently, to EDPR's.

# H&S and Environmental Requirements for O&M suppliers

## H&S and Environmental Requirements for EDPR Suppliers

1.	Purpose and scope.....	5
2.	Compliance.....	6
3.	HSE management system.....	9
4.	Client–contractor relationship.....	10
4.1.	General considerations .....	10
4.2.	Documentation.....	11
4.3.	Subcontracting.....	13
4.4.	Training and qualification .....	13
4.5.	Inspections .....	14
5.	Safety alerts.....	16
6.	Health and safety requirements at EDPR facilities in operation.....	17
6.1.	Basic rules .....	17
6.2.	Communication.....	19
6.3.	Incidents – accidents, near misses and unsafe acts and conditions .....	19
6.4.	Warehouse .....	22
6.5.	Forklifts.....	22
6.6.	Cranes .....	23
6.7.	Signaling and beaconing .....	23
6.8.	Elevated platform/suspended platform.....	24
6.9.	Chemical products.....	24
6.10.	Tools, machinery and equipment .....	25
6.11.	Ammenities and refreshment rooms (restrooms, kitchen and offices).....	25
6.12.	Vehicle traffic.....	25
6.13.	Visitors.....	27
6.14.	Personal and collective protective equipment .....	27
6.15.	Work processes/contractual tasks .....	28
6.16.	Work subject to written work permits .....	29
6.17.	Emergency situations/emergency response .....	29
6.18.	General site rules/final provisions.....	29
7.	Environmental requirements at operating EDPR facilities.....	31
7.1.	Basic rules .....	31
7.2.	Housekeeping.....	31
7.3.	Environment–friendly products and services .....	31
7.4.	Waste management .....	32
7.5.	Wildlife and vegetation .....	34
7.6.	Watercourses and waterbodies .....	34
7.7.	Air pollution and noise .....	35
7.8.	Management of equipment with controlled substances (FGHG&ODS) .....	36
7.9.	Soils.....	36
7.10.	Landscape .....	37
7.11.	Local communities .....	37
7.12.	Indigenous communities .....	37
7.13.	Environmental near–misses and accidents.....	38
8.	Change control .....	41
9.	Annexes.....	42
	Annex I: HSE requirements for clearing, felling and pruning activities .....	42

# 1

---

## Purpose and Scope

The purpose of this document is presenting the safety, health and environmental (including as environmental requirements those related to social, cultural and archaeological assets) requirements that must be fulfilled prior to beginning the operations as well as the applicable rules that must be followed during the execution of the contracted services, the rules for the use of the installations provided by EDPR and the existing internal procedures at EDPR facilities, which shall also be binding upon any entity providing services in them.

Becoming familiar with this document and

acknowledging that it has been properly understood is a necessary condition for contractors to obtain authorization to begin the works on behalf of EDPR.

The Contractor is responsible for ensuring that its employees and subcontractors likewise familiarize themselves with the rules herein provided, always enforcing compliance therewith. This document applies to all those contractors and workers who provide their services at EDPR facilities. EDPR facilities are understood as all those that are owned and/or managed by EDPR.

# 2

---

## Compliance

The Contractor shall strictly comply with all laws, orders and rules, either local, municipal, country, regional, state or European, licenses, authorizations and permits, which may apply to the operations during the execution of the works or provision of the services included in the scope of the Contract. Furthermore, the Contractor takes on the obligation to indemnify and exempt EDPR and its employees and representatives from any liability arising from non-compliance due to actions or omissions, even if this might be required from EDPR or its employees.

The Contractor shall adopt all measures required to comply with the rules in force in terms of Occupational Health and Safety and Environment, Social and Cultural assets. As a consequence of this engagement, the

Contractor shall undertake the implementation of the necessary actions to mitigate the risks related to their activities, plan the necessary corrective and preventive actions, provide training and information about risks to its workers and follow the standards, internal codes and policies, procedures and rules provided by EDPR. Without detriment to the foregoing, the Contractor shall comply with its obligations regarding cooperation and coordination between contractors as required by law.

The Contractor is responsible for the Health and Safety of all employees, both its own and its Subcontractors', and shall be committed to respect the environment, social and cultural assets, working in the scope of the Contract

execution. Considering the above, the Contractor must have an adequate preventive resource (number of H&S supervisors) based on the total number of workers they have in the field. This number of H&S specialists will depend on the regulations of each country. Also, it is required the Contractor must have specialized staff in monitoring the rest of the matters to ensure compliance with legal requirements and the provisions of this guide.

The Contractor shall provide evidence to EDPR, according to the contractual terms or whenever requested to do so, of the following points:

| That, when carrying out its activities at a worksite belonging to EDPR, the Contractor has taken into account the information received from EDPR regarding occupational risks identified at the worksite, both during the assessment of the activity risks and the planning of its preventive actions.

| That, during the execution of the works, the Contractor is aware of the environmental requirements and risks and acts with maximum respect for the environment and the local communities, taking all the necessary measures to prevent any impact.

| That the Contractor is executing the Contract observing the local rules and regulations.

| That, prior to the commencement of the works, the Contractor has provided to its workers adequate means and training to deal with emergencies and the HSE risks of the work that they shall perform. Also, workers have to be informed about HSE measures regarding such work, the protective equipment to be used and the measures to adopt in emergency situations.

| Prior to the commencement of work the contractor has to perform a last-minute risk assessment (LMRA) in order to define the actions to be implemented. The template of this LMRA has to be previously approved by the EDPR facility responsible before the beginning of the tasks. All records of this LMRA must be kept on site and provided at any time to EDPR on request or through informatic tool or during HSE inspections. In case one condition is not met, a mitigation measures must be defined and approved by the EDPR facility responsible before starting the works.

The LMRA it is mandatory for high risk works. This means any work that involves a high likelihood of injury for which the consequence of injury is severe. The type of injuries can include – contusions or fractures, sprains and strains and burns or poisoning from a hazardous substance. These high-risk works could involve also significant environmental damages related to fires and spills.

All those tasks that are carried out in a single day will be considered as one job. For those tasks that involve several days of work, each of those days of work will be considered as work in order to perform a LMRA.

High risk works include works related to:

| Risk of entrapment, sinking/  
burying or falling from a height.

| Chemical or biological risks likely to cause occupational diseases or environmental damage.

| Ionizing radiation, when the designation of controlled or supervised areas is mandatory.

- | Electrical lines/installations or in their vicinity.
- | Roadways that are in use, or in their proximity.
- | In wells, tunnels, galleries, or compressed air boxes.
- | Involving the use of explosives, or likely to give rise to risks derived from explosive atmospheres.
- | Handling and lifting loads.
- | Activities that may cause fires (for example, if sparking equipment is used, or if the surrounding vegetation is very dry and there is a danger of fire) and/or spills (when there is for example transfer of oils or any other chemical substances) that may cause damage to the environment or may cause fauna fatalities.

When the Contractor shares the same worksite with one or several companies, it shall comply with the duties of cooperation and liaison and should appoint a Safety Coordinator, if required by the country's regulations.

EDPR shall supervise the application of the Health and Safety rules and Environmental requirements, and which shall not waive the Contractor from its responsibility to comply with them.

Notwithstanding the responsibilities assumed by the Contractor, if EDPR notices any non-compliance with the legal Health and Safety and/or Environmental regulations and/or contractual obligations and/or rules established in Suppliers Sustainability Guide, it shall report such non-compliance to the Contractor so that it may immediately correct the flaws identified; the Parties will agree on the implementation measures

and timeframes necessary to resolve such defects. If the required measures are not immediately taken by the Contractor to effectively solve the problem, EDPR reserves the right to penalize Contractor based on Disciplinary and Sanctioning regime or to suspend the work, and hold the Contractor responsible for the economic effects of such suspension; despite this, EDPR is entitled to resolve the Contract, if the non-compliance circumstances are considered serious enough or are not addressed in due and timely manner.

Before starting the works, the Contractor must have delivered the necessary documentation in relation to procedures and work instructions, workers and equipment required by the person in charge of the works/services in EDPR/Environmental Supervisor/web tool that EDPR makes available to the contractors. These documents must include the necessary HSE guidelines to ensure that the work is carried out in a safe manner for both people and the environment and must be validated by EDPR prior to the start of the work.

During the execution of the works, the contractor must provide access to the different work pits on demand of EDPR employee or other person performing inspection in the name of EDPR. Contractor is obliged to provide access to all HSE related documentation (ex. Work Manuals, MSDS, certificates) that are needed to assess if works are performed in accordance with HSE rules.

In addition to this document, which includes general OHS information, EDPR may provide a detailed OHS specification applicable for contracted works. The Contractor is obliged to familiarize and accept this specification before the Contract execution.



# 3

---

## HSE Management System

EDPR has implemented an Integrated Occupational Health and Safety and Environmental Management System developed and certified in accordance with international standards ISO 45001 and ISO 14001.

The Integrated Management System constitutes the framework that establishes the procedures to ensure the proper management of health and safety and environmental risks and incidents at EDPR facilities. Therefore, the Contractor must commit to:

- | to ensure full compliance with the procedures provided by EDPR related to the works or services included under the scope of the Contract,

- | to participate in the internal and external audits required under the Integrated Management System,

- | to participate in the drills eventually organized by EDPR in its facilities as well as other training or activities programmed by EDPR,

- | to collaborate in the inspections performed by EDPR and commit to immediately correct the anomalies identified,

- | to immediately notify HSE incidents and collaborate in the investigation process,

- | to let EDPR perform audits of contractors' own HSE processes and facilities (for example waste storage facilities).

# 4

## Client–contractor Relationship

### 4.1. General considerations

The protection of the environment, respect for the communities in the area of influence and the safety and the health of everyone working in the performance of EDPR's activities, that is, employees and service providers, contracted or subcontracted, are fundamental values and priorities to EDPR.

Based on this, this document has been developed with the purpose of providing the minimum requisites that must be complied with during the performance of any activity at EDPR facilities.

This document is binding upon the entire company and upon the physical person who may provide services to EDPR or to vehicle companies present at EDPR facilities.

The contractor must provide information on their health & safety and environmental performance whenever required by EDPR to demonstrate compliance with the requirements included in this guide.

### 4.2. General considerations

Both, the Contractor and EDPR will provide the documentation described below through the web tool that EDPR puts at its contractors' disposal. These will be provided before the work starts and maintained up to date as long as the Contract is valid. The EDPR documentation will be delivered in the local language of the country in which the work will be performed or in English. The Contractor will be able to deliver it in the same local language or in English.

Any documentation not described in this document but required by the country's rules and regulations will be also provided by the same means.

EDPR will provide access to its contractors to this web tool that enables them to download the documentation provided by EDP Renewables and to upload any requested documentation. The documents must be submitted via the web tool of EDPR at least five days before the start of the activities on site.

#### 4.2.1. To be provided by EDPR

##### General documentation

| EDPR H&S Policy

| EDPR Environmental Policy

| Occupational accident status notification form.

| Web tool external use guideline

| Health, Safety and Environment Management System documentation applicable to contractors

##### Facility documentation

| Hazards and Preventive Measures document of the facilities where the Contractor will be performing the contracted works (depending on the country, this document may have different names and could be split into several documents: Prevention Plan/DUVRI/ Emergency Plan/Risk Assessment, etc.).

| Environmental Risks Analysis Maps in case of fire and/or spill + Management recommendations document of the facility where the Contractor will be performing the contracted works.

| Facility Risk Assessment

##### Other

| Manufacturer's instruction manuals of the equipment, machines, installations to maintain or other internal procedures relevant for a safety performance of works.

| HSEMS-XX\_TS-H&S-01 Contractor Management for sites in operation.

| HSEMS-EL\_TS-H&S-02 Confined Spaces

| HSEMS-EL-TS-HS-04\_Hot\_works

| Other local environmental requirements to take into consideration.

In addition to the provision of these documents, the following must be also observed, depending on the works performed, and therefore their implementation must be supervised:

| HSEMS-XX-TS-H&S-03 Construction and major maintenance works regulations applicability criteria.

#### 4.2.2. To be provided by contractor

Prior to the beginning of the works, the Contractor must supply the company, employee and equipment documentation required by EDPR, as well as that of its subcontractors in the web tool of EDPR. Employees may begin work only after these documents have been approved in the web tool of EDPR. Allowing new workers to perform any job or service without the authorization from the corresponding documentation in the web tool or from the Facility Manager is forbidden. Any person will be immediately removed from the site and will not be able to return until the mandatory authorization has been granted.

The main Contractor shall relay this information to the subcontractors who will have to comply with the same requirements. The documentation that the contractors have to provide includes, but is not limited to, the following list:

## General Documentation

| Risk assessment and preventive measures of the specific contracted works that are going to be executed for EDP Renewables, including the work procedures which permit perform the activities under safety conditions.

| Identification of the environmental risks of the specific contracted works that are going to be executed, and the associated preventive measures to be implemented, including the work procedures which enable to perform the activities respecting the environment.

| Occupational accident status notification form.

| Receipt of acknowledgement and acceptance of WF/PVP Hazards and preventive measures document before work starts in the facility.

| Receipt of acknowledgment and acceptance of any other specification, procedure or instruction provided by EDP Renewables.

| Any other documents required by the local legislation.

| HSE related documentation (ex. Work Manuals, MSDS, certificates) that are needed to assess if works are performed in accordance with HSE rules.

## Employee documentation

| Medical fitness certificates.

| Receipt signed by the worker about the familiarization with workplace risks / risks related with the works.

| Posted Worker Declaration (Declaration de Detachement) (for transnational posting of workers by employers based outside France)/LIMOSA (for Belgium).

| Health and Safety training certificates of the employees assigned to the works. Depending on the works performed by the employee, the training certificates required will be:

- Work at height (with evacuation) training certificate. Apart from the mandatory local certifications / requirements, GWO certificate is recommendable.
- Fire extinguishing training. Apart from the mandatory local certifications / requirements, GWO certificate is recommendable.
- First Aid training. Apart from the mandatory local certifications / requirements, GWO certificate is recommendable.
- Electrical works training (in France Specific to NFC 18-510 it is the only accreditation allowed).
- Machine operation training/ certificate (crane, fork-lift, lift...).
- Confined space training.
- Hot work training.
- Others according to the job.

| Certificates of delivery of the personal protective equipment (PPE).

| Certificate of inspection of PPE (for those that require inspection, e.g. work at height PPE and electrical hazard PPE).

| Records or contracts evidencing a relationship with the company.

## Machinery and work equipment documentation

| List of machinery and equipment the contactor is going to use.

| CE or INMETRO Declaration of Conformity or as required by local legislation.

| Maintenance log.

| Valid insurance.

| Official Certificate of periodical inspection.

### **Other documentation**

Before starting work, the Contractor must have delivered the work procedures and instructions to the person responsible for the work/services at EDPR. Said documents must include the necessary HSE guidelines to ensure that work is carried out safely for both people and the environment, as well as the LOTO locking procedures (Lockout-Tagout) that are applicable to the work to be carried out (communications, electrical, mechanical and/or hydraulic). These LOTO procedures must also be present in the facility, and available to EDPR staff if required, when the work to which they apply is to be carried out. Additionally, in Brazil the Contractor must complete the additional form FOHSP BRA\_07-01 CONTROLE DE PRESTADORES DE SERVIÇO.

In Romania, according with Law 319/2006 the responsibilities in regards of health and safety will be specified in a document named Works Agreements considered as an appendix to the contract.

In Italy, according to Legislative Decree n. 81/08, during the tender phase and before starting the activities, the Contractor must provide to EDPR the following documents:

- a) Registration with the Chamber of Commerce;
- b) Risk Assessment in accordance with art. 17, D.Lgs. 81/08;
- c) DURC in accordance with Ministerial Decree 24 October 2007;
- d) Declaration in accordance with art. 14 of D. Lgs 81/08.

Prior to the start of particularly hazardous work (hot work, work with electrical risk or work in confined spaces), the worker responsible for the execution of the work shall have the corresponding written authorization of the Permit to Work. This documentation must be available on site and/or in the tool defined by EDPR for this purpose.

In addition to the afore mentioned documentation, if during the contract execution period the Contractor receives a safety alert notification from EDPR or other relevant information for guaranteeing the safety of the workers or equipment on site, the Contractor is obliged to relay said information to all its workers and their subcontractors working in EDPR facilities, as well as to deliver to the EDPR person in charge at the installation the signature sheet attesting to said communication.

### **4.3. Subcontracting**

The Contractor is under the obligation to inform its Subcontractors about the terms and conditions set out in this document.

The Contractor shall always be liable for all actions of its Subcontractors, as well as for the obligations taken in the execution of its works, regardless of their type.

The subcontractor's staff will have the same obligations to EDPR as the Contractor. The Contractor will be responsible for ensuring that all its subcontractors follow the indications contained in this document. For EDPR, the Contractor will be considered as the sole liaison, and any breach by a subcontractor will be considered as a breach by the Contractor himself.

The Contractor will be obliged to inform the Client about compliance of labor, social and any other type of obligations of its own personnel and that of its subcontractors.

EDPR shall not be liable to any Subcontractor, or its personnel, for any complaint arising from the Contract; the Contractor must provide an express renunciation in writing by the Subcontractor to any right to claim EDPR any amount owed by the Contractor to the Subcontractor.

#### **4.4. Training and qualification**

Contractor workers and its subcontractors' workers must complete the minimum required training based on the work they will be conducting and as requested by EDPR, through its web tool.

In EDPR EU & LATAM countries it must be taken into account that GWO-certified training will be required in the case of work at height training when working in wind turbines. Also, the GWO modules "First aid", "Fire protection" and "Load handling" must be included. Apart from that, the contractor must take into account the specific mandatory certifications in each country.

In EDPR NA the contractor must provide certificates of training program

equivalent to GWO training.

Likewise, all certificates of any training records surrendered to EDPR must be valid.

Depending on the work to be performed, the documentation to be provided to EDPR by the Contractor will be requested in each country through the web tool of EDPR.

Additionally, in Portugal, all workers that carry out construction, operation, maintenance or demolition works at EDPR facilities shall possess a Basic Safety Training (BST) certificate, acknowledged by EDP.

The entry of new workers on site in the trial period, while they wait for the BST course, is only allowed by surrendering an "induction and development plan" for such workers, which demonstrates proof of having attended training and received information on the risks associated to the assigned tasks, logging thereof in the BST and escort by a qualified professional. In Italy, the workers must be compliant with the H&S training required by Legislative Decree n. 81/08.

In Romania electrical works must be performed by contractors/employees that are certified according with ANRE Order no. 99/30.09.2022, published in Official Gazzet under the no. 1024/27.10.2021.

In France and Belgium, electrical accreditation must comply with local specific regulations: NFC 18-510 for France and RGIE for Belgium.

In Poland there is a need of

following certifications:

| For works on electrical devices or installations according to Rozporz dzenie Ministra Klimatu i rodowiska z dnia 01 Lipca 2022 w sprawie szczególowych zasad stwierdzania posiadania kwalifikacji przez osoby zajmuj ce si eksploatacj urz dze , instalacji i sieci (Dz. U. poz. 1392).

| For works with service lift, hoist, gantry, crane, fork lift according to Rozporz dzenie Ministra Przedsi biorczo ci i Technologii z dnia 21 maja 2019 r. w sprawie sposobu i trybu sprawdzania kwalifikacji wymaganych przy obsłudze i konserwacji urz dze technicznych oraz sposobu i trybu przedłużania okresu ważno ci za wiadcze kwalifikacyjnych (Dz.U. 2019 , poz. 1008).

## 4.5. Inspections

### 4.5.1. Conducted by EDPR

During the performance of the works, EDPR will have the right to conduct Safety, Health, Environment and Social inspections at those locations where the Contractor may be performing the work, as well as the contractor facilities, for example those where waste is stored. The inspection may include the workplace, machines and tools, personal protective equipment and work processes that reflects planning provided by the Contractor.

The Contractor is obliged to correct any irregularities detected during Health, Safety, Environment and Social inspections as soon as possible or within the deadline established by EDPR.

EDPR will have the right to stop the works until

the hazards have been eliminated should it detect any manifest negligence with respect to compliance with the health and safety and/or environmental rules and regulations.

Those HSE inspections could take place without any prior information to the contractor.

### 4.5.2. conducted by the contractor

During the performance of the works, the Contractor shall perform its own Health and Safety inspections of how the work is being conducted in terms of Health and Safety. These inspections must include, at least, the workplace, machinery and tools, personal and collective protective equipment and work processes. Inspections must be conducted at least quarterly.

The Contractor must notify EDPR and correct any irregularity that may have been detected during the Health and Safety inspection without delay and within the deadline established by EDPR.

EDPR may request the Contractor to submit reports of these inspections at any time.

### 4.5.3. Safety talks and walks and safety briefings

A high representative from the Contractor (proposal to be approved by EDPR) must conduct a Safety Walk and Talk according to their own procedures. These must be conducted at least once a year or once per each contract if its duration is less than one year. In the case of contracted works of less than a month's duration, conducting this Safety Walk and Talk will not be necessary.

In the event that the Contractor has several contracts with EDPR in a certain country,

# 5

---

## Safety alerts

If the Contractor receives or publishes a Safety Alert, it must be communicated to EDPR through the Facility Manager or H&S department. In the event that EDPR receives or publishes a Safety Alert, it will be forwarded to the contractors that might have interest in the same. In this case, this will be an official communication

in which EDPR will demand the Contractor to transmit the content of the Safety Alert to the employees that might work on EDPR facilities.

After this, the Contractor should send to EDPR Facility manager the signatures of people who received the information.



# 6

---

## Health and safety requirements at EDPR facilities in operation

### 6.1. Basic rules

EDPR facilities are industrial installations. Remaining and performing work in said installation carries certain risks. An individual hazards and preventive measures document has been prepared for each Wind Farm/PV Plant, which lists out the specific dangers and the associated risks and their methods of mitigation.

Each Contractor must become familiar with the risk and emergency measures of the facilities prior to beginning the work.

Note! The previous information does not cover the risks related to specific tasks of the Contractor. The employer must identify and assess the risks of specific jobs/tasks performed by their employees.

Prior to beginning the works, the Contractor must provide confirmation that its employees have become familiarized with the risk assessment for their respective jobs and for the type of work to be performed, the possible presence of dangerous and poisonous animals on the site, as well as with EDPR's Risk Prevention/Health & Safety Guideline. During the provision of the contracted services, the Contractor must not expose its employees or any other worker to any risks.

The Contractor must provide safe and healthy working conditions, including all necessary means and materials for the safe execution of all the Contractor's tasks, such as machinery, equipment, collective protective measures (CPM), personal protective equipment (PPE), scaffolding, etc. During the provision of the contracted services,

special attention shall be paid to employees from other companies working in the same area. In these cases, it is necessary to have a previous coordination meeting among the concurrence companies and if necessary, the EDPR's facility manager before starting works in order to establish the appropriate safety measures taking into account the risks which have been introduced in the works of the other employees.

Any safety-related doubts arise during the provision of the services shall be consulted immediately with the Facility Manager.

In addition to the specific rules indicated in this specification, the Contractor shall strictly comply with all applicable regulations.

The Contractor shall ensure that an adequate person with appropriate qualifications permanently supervises its employees, subcontractors and the works being performed, from the beginning until the completion of the works. The latter shall be considered to be complete once the workers have abandoned EDPR's facilities.

Works in the wind turbine must always be performed by a team consisting of at least two people. To carry out the work, the Contractor shall carry one first-aid kit per each pair of operators, which they must bring with them to the nacelle and one rescue kit (minimum one for two people in EU & LATAM EDPR countries or one for each operator in EDPR NA).

To carry out work on the wind turbine, the Contractor must comply with the maximum wind speeds indicated in the Wind Turbine Safety Manual for the different works, for which

the Contractor must verify before the start of the work that the conditions are adequate, as well as monitoring, either through the wind turbine's own equipment or the Contractor's own equipment, that the necessary conditions are maintained throughout the activity. In case of overpass the limits during works, the works must be stop leaving the Turbine in safety conditions before leaving.

High risk works (e.g., performed on electrical installations, work at heights, hot works, confined space, with risk of entrapment between objects) performed in the facility must be carried out by a team consisting of at least two people in order to assure adequate safety.

Safety in other works performed in the electrical facilities (substation or electrical cabinets room), such as cleaning activities, must be assured.

Appropriate communications equipment must be available to all members of the team if they do not have visual contact with one another (including the necessary batteries that can guarantee their correct operation) during the performance of a job.

It is recommendable that every employee (individually) shall be equipped with a mobile phone that allow to contact with emergency service when needed.

The Contractor shall have at the EDPR facilities, in the rescue kit, an operational defibrillator for each couple of workers who work in the wind turbines, or one for all workers involved in electrical work in substation, as well as with personnel with adequate knowledge and training for its use.

## 6.2. Communication

The first point of contact at EDPR for any aspect mentioned in this document will be the Facility Manager. Any aspect related to safety may also be discussed with the Health and Safety Manager. Prior to the beginning of the services, the Contractor shall provide a minimum of two contact phone numbers to the Facility Manager.

The Contractor must provide to all employees performing tasks at EDPR facilities the necessary personal means of contact (mobile phones) during the execution of the works. In this respect, the Contractor must take into account that adequate phone coverage may not exist at the Wind Farms/PV Plants, which means he must evaluate the need to supply its workers with a satellite phone or any other means that can warrant adequate communication.

## 6.3. Incidents – accidents, near misses and unsafe acts and conditions

In case of an accident, the Contractor must first provide first aid to the victim and protect the place of the accident in order to avoid additional harm, also for the subsequent investigation.

The Contractor must notify as soon as possible of any incident, near miss or unsafe act or condition as well as of any unsafe acts or conditions that may arise in the facility areas of EDPR.

### 6.3.1. Definitions

For the purpose of this document, the following shall be understood:

**EDPR:** All companies of the EDP Renováveis Group.

**EDPR facilities:** facilities owned by EDPR and/or facilities managed by EDPR.

**Contractor Company:** A physical or legal person who maintains a contractual business relation with EDPR.

**Work accident:** Any corporal injury suffered by the worker of a Contractor Company on the occasion of or as a result of work performed for EDPR by said Contractor Company as part of the contractual relationship with EDPR. Accidents taking place at the Contractor's worksite as well as those that may occur while commuting to and from work are excluded from this Technical Specification.

**Days Away From Work Accident:** DAFW accidents will be understood to be those work-related accidents whose outcome causes the injured worker's to be absent from the job for at least one workday (the day on which the accident occurs will be understood to be excluded from the calculation). A DAFW accident must be accompanied by the medical leave report from the Occupational Injury and Illnesses Mutual Insurance Company.

**Multiple, Severe, Highly Severe or Fatal Work Accident:** These types of accidents will be understood to include work-related accidents that cause the death of the worker or that are classified as severe or highly severe by the local law of the country Occupational Injury and Illness Workers Insurance Company of the Contractor, or that affect more than four workers belonging to (or not) the Contractor's workforce.

**Near miss:** A spontaneous unforeseen event that originates from the activity being

performed by a Contractor Company that does not cause injury, damage or a deterioration to the worker's health, but which hinders the normal operation of the works and can also be the cause of future accidents.

Accidents taking place in the Contractor's worksite as well as those that may occur commuting to and from work are excluded from this Technical Specification.

#### **Events with damages to people and/or installations external to the work activity:**

These will be understood to include those events which, as a result of the work performed for EDPR by the Contractor, have caused damage to the health of someone external to the activity being performed as part of the existing contractual framework between both companies and/or to the installations or elements owned by people or entities external to EDPR.

#### **6.3.2. Near miss and accident reporting at EDPR facilities**

In the event of a near miss or accident, the Contractor, once he has stopped the works and/or isolated the area to prevent its consequences from repeating or extending any further, shall notify the event immediately (by telephone, verbally, e-mail, etc.) to the EDPR person responsible for the facility or to the EDPR person responsible for the supervision/management of the work.

Next, the Contractor shall send a Near Miss/Accident Notification Case Report within a maximum of 24 hours. The referred report must include at least the what, how, where and when did the injury occurred, as well as the

personnel/equipment/installations affected and all reliable and relevant information available in order to understand the course of the event.

Next and before the following 72 hours and through the same communication channels, the Contractor shall send EDPR a final Near Miss/Accident Investigation Report. The contents of the investigation shall include, among others, a detailed description of the incident or event, witness statements identification and analysis of the root cause, conclusions and action plan related to the root causes analyzed, as well as photographs of the near miss/accident. EDPR reserves the right to verify the information provided by the contractor, who shall at all times cooperate with EDPR in this task.

In addition, the Contractor must submit monthly to EDPR's H&S department a file with information of all near misses occurred in that month at EDPR facilities.

The Near Miss/Accident Analysis Report must be filled out and signed by the Safety Specialist appointed by the Contractor and by the person responsible for the works.

EDPR reserves the right to take part, jointly with the Contractor's Safety Specialist, in any phase of the workplace accident's analysis, for which purposes the Contractor's Safety Specialist will work in coordination with EDPR's technical and safety leads.

The Contractor must take corrective/preventive actions as a result of the incident analysis as well as any other actions that could be recommended by EDPR and send evidence of having undertaken the corresponding actions.

In addition to the above and in the case of work related accidents involving medical leave, the Contractor shall send a copy of the medical leave report stamped by the entity covering the accident's contingency (Occupational Injury and Illness Mutual Insurance Company, etc.) to the Facility Manager or to the person responsible for the supervision/management of the works of both its workers and workers of companies with which it may subcontract works as part of the Contract.

The Contractor shall use the same communication channels to notify the return to work of the worker or the termination of his/her work relationship, using documentary proof of said circumstance.

In the event of a multiple, severe, highly severe or deadly work-related accident, the Contractor shall send the Accident Notification Report within a maximum of 12 hours from its occurrence.

Additionally, and according to the local law, the Contractor shall report any fatal or serious accident to the Labor Authority.

### **6.3.3. Notification of events resulting in damage to people and/or installations external to the work activity**

In this case, the Contractor shall send a Notification Report within a maximum of 24 hours describing the events, including as much information as may be known and be relevant in order to ascertain the nature of the event (what, how, where, when, why, etc. did the injury/illness occur).

The Notification Report must be completed by the Contractor's work supervisor.

Next and before 72 hours and using the same communication channels, the Contractor shall send a full report of the facts to EDPR, including an economic assessment (if possible) of the event's repercussions and a copy of the communications made to the insurance companies that cover the damages (to be stamped by them).

This report must be signed by a Legal Representative of the Contractor. The Contractor must take corrective/preventive actions as a result of the incident analysis as well as any other actions that could be recommended by EDPR.

### **6.3.4. Change of classification**

If, for any reason, the circumstances of an accident have been changed such that it would be classified differently (accident without days away from work, days away from work accident, severe or deadly accident, etc.), the Contractor shall immediately notify EDPR of this change, following the procedure indicated for such new classification. The timeframes will start counting as of the moment in which the circumstances favoring the new classification were changed.

### **6.3.5. Injury and illness tracking**

Before the 5th of each month the Contractor shall send to the Facility Managers the number of Contractor worked hours as well as the hours worked by every sub-contractor at each EDPR facility and the total number of "DAFW Accidents" and "non-DAFW Accidents" of the previous month, using EDPR's template available for such purpose. Failure to comply with this point will be considered as a minor infraction in the Disciplinary and Sanctioning Regime.

For the purpose of following up on accidents occurring within the sphere of EDPR's Contractor Companies, each Contractor shall send the (completed) form "Injury and Illness Status Notification Form" to EDPR's Health and Safety Department through the available web tool used for exchanging documents.

The information that must be filled out in the attached form includes the following:

| Number of in-house workers (average): Average number of Contractor workers working at EDPR's facilities.

| In-house personnel work hours: Hours worked by Contractor personnel at EDPR facilities.

| Number of subcontracted workers (average): Average number of subcontracted workers working at EDPR facilities.

| Hours worked by subcontracted personnel: Hours worked by Subcontractor personnel at EDPR facilities.

| Number of safety inspections at the site/works: Number of safety inspections conducted by the Subcontractor of its workplace or of the workplace of its own subcontractors at EDPR facilities.

| Days Away from Work Accidents: Number of Contractor and (its) Subcontractor DAFW accidents at EDPR facilities.

| Non-Days Away From Work Accidents: Number of Contractor and (its) Subcontractor

Non-DAFW accidents at EDPR facilities. EDPR reserves the right to request at any time an official injury and illness certificate, issued by the Contractor Company.

## 6.4. Warehouse

The Contractor shall comply with the following rules should EDPR grant him access to the warehouse:

The warehouse shall be kept clean and in order. Storing materials in transportation paths, escape routes, obstructing emergency exits, obstructing access to fire extinguishers and first aid equipment, stockpiling materials in an unstable manner, obstructing access to storage units with materials, overloading shelves in storage units, storing materials in shelves in an unsafe manner that could pose a risk of falls of said materials and storing materials that may be obsolete for the tasks to be performed is unacceptable.

| Shelves must be fixed to the ground and/or wall and must indicate the allowed maximum weight by shelf.

| Using items stored by other users in the warehouse is forbidden.

| Smoking in the warehouse is strictly forbidden.

## 6.5. Forklifts

EDPR may own some forklifts that are available at the facility. In this case, the Facility Manager may provide it to the contractors by giving out the forklift's key to the user. Prior to that, the Facility Manager must verify if the user is in possession of the written authorization and has

the mandatory training to use the forklift and that he/she is familiar with the “Forklift operation and maintenance manual” provided by the former.

The person to whom the Facility Manager may have given the key to the forklift must not give it to other individuals. The person in possession of the key is responsible for any breakage, loss and damages to people or property until the moment that he/she returns the forklift to the Facility Manager. Contractors operating the forklift must follow the rules mentioned in the manufacturer’s manual.

The Contractor is responsible for any damage caused during use of the forklift.

In the event that EDPR should detect that the Contractor is making an incorrect use of the forklift or does not follow the Health and Safety rules, the permission for the use of the forklift shall be immediately revoked. In such a case, the Contractor must return the keys to the forklift.

## 6.6. Cranes

Sufficiently in advance before the start scheduled for the works, the Contractor will provide the Facility Manager with the working procedure and the crane manual. These documents must include the authorized wind speeds for each crane operation. In addition, the procedure must define the responsibilities of each role involved in the work, in relation to decision making / supervision of work.

The Contractor cannot leave the crane, in any case, if it is not in a safety position.

## 6.7. Signaling and beaconing

| All workers entering a workplace must

respect the existing signs and beacons.

| Crossing or passing beacons is prohibited, not only for unauthorized personnel, but sometimes also for the personnel who carry out the work themselves, so the beaconing must be appropriate to each situation.

| It is mandatory to beacon load lifting areas where no one can cross during lifting and lowering maneuvers. It is not allowed to be located under the load at any time.

| Rigid barriers must be used in situations with risk of falling personnel at different levels to prevent the fall.

| During works at different levels, it’s mandatory to block the access and beacon areas with risk of falling objects.

| Storage areas will be delimited and signposted.

| Signaling in workplaces must be adjusted to the specific risks of the area where the risk exists.

| During maintenance of Wind turbines:

- Beacon and signalize the area around the wind turbine undergoing maintenance. This area being clearly defined for unauthorized personnel.
- It’s forbidden that the personnel and machinery / vehicles not involved in maintenance works cross the defined areas.
- Storage areas must be delimited and signposted.
- Access areas are unobstructed, allowing access or exit from workplaces without having to remove any material / vehicle / machinery.
- In the particular case of hoisting and lowering with the wind turbine hoist, the following specific considerations will also be taken into account:

- Lifting area must be delimited and beaconed before opening the hoist hatch for both lifting and lowering of the material and will be removed at the end of the lifting / lowering. Said beaconing will not be maintained during the time technicians are working inside the turbine.
- During the time the hatch is open and during the lifting / lowering of the load, all personnel must be located behind the tower, on the side opposite the hatch.
- As an exception to the above, if it is necessary, due to wind conditions, to hold the load using a guide rope, the technician will remain outside the beacon in any case, and as far away as possible that visibility allows, always looking towards the load.
- The hatch cannot be opened until the beacon is in place and the personnel are behind the tower.
- Communication of personnel from above and below must be effective and the entire sequence of the operation must be communicated at the appropriate times.
- The personnel located in the nacelle will notify the person on the platform before opening the hatch, which cannot be done until the personnel below assure the nacelle personnel that the beacon is finished and that they are out of the risky area.

### **6.8. Elevated platform suspended platform**

This kind of platforms must always be the priority in case of works on blades. The use of ropes techniques by technician must be used as the last resort once a specific risk assessment has been done showing that this solution is less hazardous than the use of the mentioned platforms and with the EDPR approval.

### **6.9. Chemical products**

Prior to using chemical substances at the Facility, the list of chemical products (indicating trade name and usage description) must be sent to the Facility Manager along with their material safety data sheets (MSDS/FISPQ).

#### **The Contractor is obliged to:**

- | Inform workers about the health and safety risks of handling/using chemical products.
- | Provide the necessary personal protective equipment, as well as absorbents and any other preventive measure to avoid environmental incidents, for any job that implies the use of chemical products.
- | Ensure updated versions of the chemical products safety data sheets in local language for all products available at the facility.
- | Provide updated copies according to the regulations in force of the chemical products safety data sheets in local language for all products available at the facility.
- | Provide storage instructions for chemical products.
- | Store chemical products according to the manufacturer's recommendations and existing regulations. Chemical products shall be located on containment trails large enough to collect a possible spill.
- | Supply adequate labels in all containers used to store chemical substances according to the existing regulations.



| Immediately remove any leak that could arise and notify the facility manager immediately of said incident.

| Keep the chemical storage area clean and clean the spill containment trays regularly.

Several chemical substances may be stored in the wind farm/PV plant area, particularly in the warehouse according to the EDPR or country regulations about incompatibilities among them. Using chemical substances without the previous approval from the Facility Manager is strictly forbidden.

All chemical substances present at the wind farm/PV Plant must have their material safety data sheets in paper or electronic format. In the latter case they must be accessible to any worker at the site at any time. The instructions described in the MSDS/FISPQ must be followed in case of leak, ingestion, skin irritation or intoxication by inhalation.

## 6.10. Tools, machinery and equipment

The Contractor shall only use tools, machinery and equipment that are adequate and technically suitable and that have valid documentation, including the CE or INMETRO and equivalents for other geographies marking.

The Contractor is obliged to have in the installation of the mechanical equipment for the handling of loads appropriate to the work to be carried out. The Contractor must regularly inspect power tools and must remove them immediately if any defects are detected. Machinery and equipment subject to inspections must have a valid approval for their use.

The Contractor must make the tool, machinery and equipment manuals available to the employees.

EDPR reserves the right to remove from its facility any tool, machinery or equipment that does not fulfill the above requisites or any applicable legal regulation.

The Contractor must pay due attention in order to prevent any damage to EDPR's property in the zone where the works are being performed.

Identify a single location (on each working area) for the storage of parts / tools. If possible, use a dedicated box for this purpose.

## 6.11. Amenities and refreshment rooms (restrooms, kitchen and offices)

In case that EDPR may provide amenities and refreshment rooms to personnel, the Contractor (user) shall keep them clean and in order. Should the Contractor (user) destroy or damage EDPR's property or that of any of its subsidiaries or related entity or elements/property belonging to EDPR's business partners, EDPR will charge the repair costs to the Contractor.

Except in places authorized for that purpose, it is forbidden to have meals at EDPR facilities.

## 6.12. Vehicle traffic

The speed limit inside the facility is 30 km/h in normal weather conditions, unless another sign is present. In adverse weather conditions, such as fog, frozen roads, snow or heavy rain, speed shall be reduced accordingly and conveniently.

The Contractor must verify that the limits required for vehicles – particularly heavy vehicles and cranes – to circulate in adverse weather or poor visibility conditions have been included in his risk assessment and that of its subcontractors.

If said conditions and their corresponding measures have not been included in the risk assessment, the Facility Manager may take the decision that is most appropriate in that respect, and may stop, if deemed appropriate, these vehicles from circulating until the weather or visibility conditions

improve. The Contractor must accept this decision.

Cars may only be used in roads meant for road traffic. Driving in the field, meadows, trenches, etc. is forbidden. Facilities that have special driving risks (with high slopes, areas where heavy snow is frequent, etc.) will require the use 4x4 off-road vehicles.

Additionally, the Contractor will mandatory use the type of vehicle with the equipment defined in the following facilities:

Facility	Vehicles 4x4	Mixes or snow tires	Standard spare wheel	Pick-Up type vehicles	Hitching ball
Coll Garganta	x		x		
Ávila	x	x	x		x
Ojos Albos	x	x	x		x
Cruz de Hierro	x	x	x		x
Ampliación Cruz de Hierro	x	x	x		x
Villacastín	x	x	x		x
Brújula	x				
Veleta	x				
Llanos de San Martín	x				
Monasterio de Rodilla	x				
Villamiel	x	x		x	
Villoruebo	x	x		x	
Eólica Sierra de Curiscao	x	x	x		
Eólica Sierra de Pumar	x	x	x		
Sierra de Carondio	x	x	x		
Sierra de los Lagos	x	x	x		
Sierra de la Cuesta	x	x	x		
Sierra del Acebo	x	x	x		
Monseivane	x	x	x		
La Celaya	x	x	x		
Ponte Rebordelo	x		x		
Llanos de Juan Grande	x				x
Era del Pico	x	x	x	x	
La Mallada	x	x	x	x	
Cerro Becerril-Lucillo	x	x	x	x	
El Pedrón	x	x	x	x	
Munera II	x		x		
Piedrahita	x	x	x		
El Castillo	x	x	x		
Campollano	x	x	x		x
Sierra de la Venta		x	x		
Cabrerizas		x	x		
Sierra de Boquerón	x	x	x		
Tahivilla					x
Buenavista					x
Paxareiras					x

# 7

---

## Environmental requirements at operating EDPR facilities

### 7.1. Basic rules

A wind farm or PV plant is an industrial facility located in a natural environment. Remaining and performing work in said installation carries potential risks to the environment.

The Contractor must act with respect for the Environment and take all the necessary measures to prevent any impact.

Any environmental or relationship with local communities-related doubts arising during the provision of the services shall be consulted immediately with the Facility Manager.

In addition to the specific rules indicated in this specification, the Contractor shall strictly comply with all applicable regulations. The Contractor shall ensure that an adequate person with appropriate qualifications permanently

supervises its employees, subcontractors and the works being performed, from the beginning until the completion of the works. The latter shall be considered to be complete once the workers have abandoned EDPR's facilities.

### 7.2. Housekeeping

The Contractor shall execute and/or provide the contracted works/services ensuring the maintenance of good housekeeping of the Client's premises. Once finished, the area shall remain in the same conditions as they were before starting the work.

### 7.3. Environment-friendly products and services

The Contractor shall carry out the contracted works with the maximum respect for the environment.

Therefore, the use of environment-friendly products/materials/equipment such as non-toxic/ biodegradable/renewable products/materials, products with high proportion of recycled materials and/or with high recyclability potential at the end of its life, green certified products, electric vehicles, packaging/containers with refilling system to reduce packaging/containers waste generation, etc. will be highly valued.

#### 7.4. Waste management

All generated waste, both hazardous and non-hazardous, shall be properly managed in compliance with the applicable legislation in force as well as the internal requirements and best practices established by EDPR.

EDPR has waste collection points (also called clean points) for the temporary storage of the waste generated.

The waste generated shall be stored in the waste collection point established by EDPR in each case, ensuring at all times compliance with the following requirements:

- | Make a proper use of the waste collection point and its elements, ensuring good housekeeping both in the clean point itself and in its surroundings.
- | The waste collection point is only intended for the temporary storage of waste; therefore it cannot be used for storing any other element.
- | The maximum waste storage period established in the legislation in force shall be respected. If there is no legal requirement

in this regard, it is recommended not to exceed 6 months for hazardous waste and one year for non-hazardous waste.

| Waste shall be stored duly segregated in the containers provided for this purpose according to their compatibility, so as to avoid heat generation, explosion, ignition or the generation of toxic substances or any effect that may increase the hazard or hinder their subsequent management.

| All waste containers temporarily stored until their delivery to the waste handler shall be properly labelled in a clear, legible and indelible way. The labels must be firmly fixed onto the container, removing or covering any signs or labels that could be misleading or confusing. Labels will include at least the information required by the legislation in force.

| Ensure that human food waste is not used to feed domestic or wild animals.

| The removal of waste shall be done safely, in suitable containers for each type of waste in order to avoid any accidental spill during transportation.

| Fire extinguishers and any other firefighting measure that can be required locally (for example, fire blankets) must be available near the waste storage point.

| All personnel involved in packaging, loading, unloading, storage, handling, proper disposal of waste, decontamination and cleaning for the handling of dangerous goods must be trained to ensure compliance with the requirements in this area.

| The burning or burial of any type of waste generated is prohibited.

| Regulation relative to transportation of dangerous goods as ADR regulation, or others applicable at local level shall be fulfilled.

| Waste transportation between the different points of the facilities shall be carried out using the internal roads, whenever possible. If this is not possible, legal requirements applicable to waste transport on public road shall be met.

| If applicable, the driver of the vehicle that transports dangerous goods must have the compulsory basic training course for drivers that transport dangerous goods, carry the certificate of attendance to the same, in which it is certified that he performed satisfactorily in the content of the program and deliver it to EDPR.

| In case of transportation of fuels, the contractor must have a contingency plan for the transportation of hydrocarbons or harmful substances. If applicable by local regulations, this plan must be approved by the environmental authority with jurisdiction in the area where the cargo leaves, as well as having the Cargo Manifest and the national registry for the transport of dangerous goods.

| Spills shall be collected using absorbent material and shall be prevented using appropriate containment trays/basins, where all non-solid hazardous waste shall be placed. For this reason, a spill collection kit made up of specific materials must be available for the collection/absorption of substances that could potentially spill (for example, hydrocarbons). The contaminated absorbent shall be collected and

managed as a hazardous waste. Contractors must carry adequate means in situ to act efficiently in case of accidental spills.

| The waste of masks and gloves, used by operation and maintenance personnel to prevent the spread of diseases, must be separated in a double black bag. Once the bag reaches its capacity, it is disinfected and permanently sealed until it is delivered for disposal as ordinary waste. This waste must be separated from the other waste generated and must be disposed of as soon as possible. People who handle these bags must have the required personal protection elements. If it is presumed that there is a positive case of contagious disease, this waste must be managed as hazardous waste.

| In case of generating waste of used cooking oil, the contractor must register with the environmental authority and make the respective report (if applicable taking into account local regulations). In addition, the oil will be collected in duly sealed plastic containers to deliver to the manager.

| Deliver the waste to authorized managers.

The Contractor's assumption of temporary waste storage in its facilities shall be previously authorized by EDPR. In this case, the Contractor shall commit to comply with the provisions of the legislation in force, as well as with the internal requirements and good practices established by the Client. EDPR will have the right to conduct environmental audits and/or inspections.

EDPR is responsible for the management of the generated waste, the latter being understood as its delivery to an authorized transporter/

waste handler for proper treatment.

Waste shall be managed by guaranteeing the application of the hierarchy principle that prioritizes prevention, preparation for reuse, recycling or other forms of recovery, including energy recovery. Waste elimination will be just an option when none of the previous treatments are technical and/or economically viable.

As far as possible, the Contractor must benefit from the post-consumer collection programs for waste batteries, batteries, tires, light bulbs or waste electrical and electronic equipment.

The Contractor's assumption of waste management duties shall be previously authorized by EDPR. For that purpose, the Contractor shall provide all the documentation that evidences the authorization of the waste vendors/handlers, the final treatment to be applied to the different types of waste, as well as any other aspect related to the proper management of waste (waste records, etc.).

The Contractor shall commit to comply with the provisions of the legislation in force and with the internal requirements and good practices established by the Client, as well as to collaborate in the audits and/or inspections that EDPR may carry out. Following the frequency established by EDPR, the Contractor shall report the information related to amounts of waste generated, their final treatment and any other related information of interest.

### **7.5. Wildlife and vegetation**

The Contractor shall execute and/or provide the contracted works/services with maximum respect for the environment, taking

all the necessary measures to prevent any impact on vegetation and wildlife. For that purpose, the Contractor is committed to act according to the following requirements:

| Clearing tasks shall not be carried out without prior authorization from EDPR. The use of herbicides and pesticides is prohibited except in exceptional cases previously authorized by EDPR.

| Plant remains from land clearings shall be properly managed. Burning thereof without prior authorization from EDPR is not allowed.

| Sensitive plant and wildlife areas and protected habitats shall not be affected.

| Vehicles and machinery shall circulate only on designated areas, respecting the established speed limit at all times to avoid accidents with wildlife.

| Works susceptible to disturb or affect wildlife shall be scheduled, to be conducted during the off breeding/nesting season, whenever possible.

| The Contractor shall inform the Client if any risk to the wildlife and vegetation is identified, for example, the presence of insects that can attract birds and bats to the turbines with fatal consequences.

| The Contractor shall immediately notify the Client (sending pictures, if possible) if any injured or dead animal or abandoned animal remains (carrion) is found.

### **7.6. Watercourses and waterbodies**

The Contractor shall execute and/or provide

the contracted works/services with maximum respect for the environment taking all the necessary measures to prevent any impact on watercourses and waterbodies. For that purpose, the Contractor is committed to act according to the following requirements:

| Drainage systems shall be maintained in proper condition, always free of any waste that could obstruct the flow of water.

| Discharging any type of waste or wastewater into watercourses and/or waterbodies is prohibited.

| The abandonment, dumping or discharge of waste considered toxic and/or hazardous or others that may cause affection to aquifers by infiltration, shall be avoided. This waste shall be managed by authorized companies as established in section 7.4. In case of spill, the guidelines stated in section 7.12 shall be followed.

| Maintenance tasks of equipment and mobile machinery shall be performed in appropriate facilities for this purpose, outside the Client's premises. Maintenance of those equipment which, due to their nature, cannot be performed in suitable facilities, shall be carried out in a designated area far from watercourses, waterbodies and aquifers, taking all the necessary measures to prevent spills and ensuring the proper management of generated waste.

| Washing vehicles, machinery and working tools in water streams is strictly forbidden.

| Works that may result in the modification of the course of streams or that could alter the cross section of riverbeds shall not be undertaken.

| Extreme caution shall be exercised when working near water streams to ensure that their hydraulic capacity and quality remains unaltered.

## 7.7. Air pollution and noise

The Contractor shall execute and/or provide the contracted works/services with maximum respect for the environment and the local communities, taking all the necessary measures to prevent air pollution and noise generation. For that purpose, the Contractor is committed to act according to the following requirements:

| Vehicles and machinery shall be up to date with regulatory inspections.

| The movement of vehicles and/or machinery on EDPR premises shall be limited to the strictly necessary to perform the works, always respecting the maximum speed of 30 km/h.

| Machinery used for the execution of the works shall be selected considering noise emissions as a criterion. The so-called 'silent' machines will be preferably selected, as they guarantee acceptable maximum noise levels according to the EU directives or others established in each country.

| Noisy activities to be performed close to inhabited areas shall be properly programmed to avoid disturbances to the local communities as much as possible.

| If necessary, roads shall be watered regularly to avoid the generation of dust.

## 7.8. Management of equipment with controlled substances (FGHG&ODS)

Given the serious consequences that the release of controlled substances (FGHG and/or ODS) can cause to the atmosphere, the Contractor is committed to act according to what is established in the legislation in force and internal guidelines:

| Take all practical precautionary measures to prevent and minimize any leakage and minimize emissions of FGHG and ODS, including performing leak checks following what is established in the legislation in force.

| If a leakage is detected, follow the manufacturer's instructions and, if possible, stop the gas leakage. Inform EDPR about any detected leakage to ensure it is repaired as soon as possible.

| Contract certified companies/technicians to perform technical interventions on equipment containing FGHG and ODS. As established in section 4.4, Contractors and its Subcontractors' workers must complete the minimum required training based on the work they will be conducting through the web tool that EDPR puts at their disposal. In this regard, for the installation/maintenance/leakage/control/management of equipment containing controlled substances (ODS & FGHG), the corresponding certificate/authorization will be necessary.

| Ensure that, during the maintenance or servicing of equipment or before the dismantling or disposal of equipment, these FGHG and ODS are recovered for destruction, recycling or reclamation.

| Deliver to an authorized waste vendor all FGHG and ODS-containing equipment that reaches the end of its life and becomes a waste, directly or through entities responsible for this kind of waste.

| The leakage of FGHG and/or ODS shall be considered an environmental incident, therefore the guidelines described in section 7.12 shall be followed.

## 7.9. Soils

The Contractor shall execute and/or provide the contracted works/services with maximum respect for the environment, taking all the necessary measures to prevent soil contamination. For that purpose, the Contractor is committed to act according to the following requirements:

| Ensure that vehicles and machinery circulate only on designated areas.

| Pay special attention to areas with soils of high natural value (for example, peatlands), taking all the necessary measures to prevent any impact.

| Warranty that workers have proven training and adequate means to act efficiently in case of accidental spills to avoid soil pollution.

| Always take preventive measures when performing operations likely to produce a spill and affect the ground.

| Follow the guidelines stated in section 7.12 in case of spill.



## 7.10. Landscape

The Contractor shall execute and/or provide the contracted works/services with maximum respect for the environment, taking all the necessary measures to avoid visual impact. For that purpose, the Contractor is committed to act according to the following requirements:

- | Select materials whose color does not create a strong contrast with the color ranges of the natural terrain. Avoid the use of concrete.

- | Ensure the removal of temporary structures/elements, concrete remains as well as waste (pallets, plastic, cans, cables, boxes, scrap metal, etc.) once works have finished.

## 7.11. Local communities

The Contractor shall execute and/or provide the contracted works/services with maximum respect for the environment and local communities, taking all the necessary measures to avoid disturbances. For that purpose, the Contractor is committed to act according to the following requirements:

- | Ensure that the current land use is maintained and that access to properties and free movement of vehicles is guaranteed.

- | Respect any cultural/archaeological sites that may exist in the surroundings of EDPR premises to avoid deterioration or damage.

- | Limit the movement of vehicles and/or machinery to the strictly necessary to perform the works, respecting the maximum speed of 30 km/h.

- | Select machinery for the execution of the works taking into account noise emissions as a criterion.

- | Program noisy activities to be performed close to inhabited areas during the most appropriate periods to avoid disturbances.

- | Under any circumstances, do not leave any trash or uncontrolled garbage, nor permanent or temporarily, in places not designated for this purpose.

- | Ensure that livestock trails existing in the vicinity of the facility remain free and accessible, with no wire fencing, waste, manholes, ancillary installations or any type of construction, maintaining their width as well as their existing boundaries, which shall be respected at all times in order to not hinder cattle transit nor any of the rest of its uses.

- | Notify EDPR any situation that may affect the local communities.

## 7.12. Indigenous communities

The Contractor shall execute and/or provide the contracted works/services with the utmost respect for the indigenous communities, taking all necessary measures to avoid any disturbance. To this end, the Contractor undertakes to act in accordance with the following requirements:

- | To provide and execute the Services in compliance with the socio-cultural obligations contained, in the Environmental License and related documents (Environmental Management Plans and Programs, Social Management Plan, General Guidelines for the Contractor, protocolized agreements in the prior consultation

process that are within its competence, Manual of Attention to requests, complaints, claims, suggestions and congratulations and Manual of Intercultural Relations in Colombia).

| To comply with the talks or trainings indicated in the Environmental Management Plan, both for communities and for workers and/or subcontractors. Therefore, the Contractor must ensure that all persons who will perform the Services are well informed about local customs and practices, and understand the need to display cultural sensitivity.

| To develop activities with respect for the uses and customs of local communities and apply what is contained in the intercultural relationship manual that applies according to the project. Identify and use local protocols regarding the permission required to enter a community and access its indigenous territory.

| To maintain a respectful approach, so that relationships can be built and trust maintained.

| To respect local times and rhythms, interfering as little as possible in the socio-cultural and economic activities that the communities develop.

| To give priority to hiring labor from the communities in the area of influence and submit to EDPR Social Department a detailed monthly report with labor hiring indicators. The contractor must establish legal and formal agreements for the acquisition of local goods and services for the development of its activities and comply with the commitments made.

| To inform the communities well in

advance of road closures and movement of machinery and/or heavy equipment along main roads and/or population centers.

| To leave the intervened area in the same conditions as those found. The Contractor must apply the restoration measures established in the Environmental Management Plan and / or Licenses.

| To submit to EDPR reports on the requests, complaints and claims received.

| To be liable for any damage generated to the communities that could be caused by the development of its activities, suppliers, subcontractors and/or employees.

## 7.13. Environmental near-misses and accidents

### 7.13.1. Definitions

For the purpose of this document, the following shall be understood:

**EDPR:** all companies of the EDP Renováveis Group.

**EDPR facilities:** facilities owned by EDPR and/or managed by EDPR.

**Contractor Company:** a physical or legal person who maintains a contractual business relation with EDPR.

**Environmental Accident:** any environmental damage occurred on the occasion of or as a result of work performed for EDPR by the Contractor Company as part of the contractual relationship with EDPR. Environmental

Accidents taking place at the Contractor's worksite are excluded from this document.

**Environmental Near-miss:** a spontaneous unforeseen event that originates from the activity being performed by a Contractor Company that does not cause damage or a deterioration to the environment, but which hinders the normal operation of the works and can also be the cause of future environmental accidents. Environmental Near-misses taking place in the Contractor's worksite are excluded from this document.

### 7.13.2. Environmental damage prevention

The Contractor shall execute and/or provide the contracted works/services with maximum respect for the environment, taking all the necessary measures to prevent pollution and environmental damage. For that purpose, the Contractor is committed to act according to the following requirements:

- | Lighting fires on the ground is forbidden.
- | When executing works that are susceptible of causing a fire or a spill, establish procedures to reduce fire/spill risk and adopt all safety measures to that end.
- | In case of environmental accident, act immediately to minimize the damages and notify EDPR.

The Contractor will be responsible for any damage caused to the environment and/or EDPR as well as any fine, penalty, sentence, litigation or complaint that may arise due to any non-compliance with its obligations as far as the protection of the environment is concerned.

### 7.13.3. Environmental emergency response

The operating procedure in case of emergency situations is provided in the H&S hazards and preventive measures document, based on the country, as stated in section 6.1.

The Contractor is obliged to take part in the drills that may be conducted at the site.

If the emergency situation has consequences on the environment, the Contractor shall act to minimize the environmental damage (using absorbent materials to contain spills, removing potential sources of heat or ignition to reduce fire risk, etc.) always ensuring the safety and health of people beforehand.

In case of fire, once it has been extinguished and the safety of people is guaranteed, the waste generated (both hazardous and non-hazardous) shall be removed and managed properly.

In case of spill, absorbents shall be used for its containment. Once contained, try to identify the source of the problem and take the necessary steps to stop or control it.

Once stopped or controlled, the spilled substance shall be collected using a pump or any absorbent material, disposing properly of any waste produced in the containers labeled according to the applicable legal requirements and handling it as such.

Special attention will be given in case of suspicion or evidence that the spill has reached the ground. The Contractor shall ensure that all necessary measures are taken (soil analysis certified by an independent laboratory,

removal and treatment of contaminated soil prevailing recycling over disposal, etc.) to ensure that the soil is free of contamination.

In case of a spill in the transformers, these have their own deposits and oil/water separators that operate by gravity. Oil contained in the deposit shall be removed as soon as possible. If an oil/water separator outlet exists, it shall be closed.

A specialized service provider shall clean the transformer's tank and oil/water separator. All resulting waste (hazardous and non-hazardous) shall be properly managed.

If the spill reaches the rainwater network, even partially, it shall be immediately collected to prevent it from spreading downstream. In case of a significant spill, a company specializing in rainwater network cleanings shall be hired. All resulting waste shall be properly managed.

If the spilled substance leaves traces in the facility (for example, traces of oil in the wind turbine tower) they must be cleaned as soon as possible in order to prevent them to be washed toward the ground by rainfall.

Should the Contractor fail to comply with the aforementioned in a reasonable timeframe and adequate manner, EDPR will proceed to undertake the necessary measures (removal and management of contaminated land, conducting soil analyses, cleaning of oil traces, etc.) and charge the corresponding cost to the Contractor.

#### **7.13.4. Environmental near miss and accident reporting at EDPR facilities**

In the event of an environmental near miss or accident, once the works are stopped and/or the area has been isolated to prevent its consequences from repeating or extending, the Contractor shall notify the event immediately (by telephone, verbally, e-mail, etc.) to the EDPR personnel responsible for the facility or to the person responsible for the supervision/management of the work.

Next, the Contractor shall send a Near Miss/Accident Notification Case Report within a maximum of 24 hours. Said report must include at least the what, how, where and when did the near-miss/accident occur, as well as the elements of the environment that are affected, as well as the measures taken and to be taken and any other information that may be relevant in order to gather as many details as possible about the event.

Next and before the following 72 hours and through the same communication channels, the Contractor shall send EDPR a Near Miss/Accident Investigation Report with a determination of the root cause (applying the 5 Why's analysis method is recommended) and the measures to be taken to avoid it from happening again.

The Near Miss/Accident Analysis Report must be filled out and signed by the person responsible for the works.

EDPR reserves the right to take part in any phase of the accident analysis.

The site must be restored to its original condition. The Contractor must take corrective/preventive actions as a result of the incident analysis as well as any other actions that could be recommended by EDPR.

# 8

---

## Change control

Edition	Date	Description of the main modifications
04	June 2024	<ul style="list-style-type: none"><li>• New high risk work (LMRA)</li><li>• Clarification of General H&amp;S rules (6.1)</li><li>• Clarification of Near miss and accident reporting at EDPR construction sites (6.3.2)</li><li>• Inclusion of HSE requirements for clearing, felling and pruning activities (Annex I)</li></ul>

# 9

---

## Annexes

### Annex I: HSE requirements for clearing, felling and pruning activities

#### Introduction

In EDPR projects, clearing, felling and/or pruning work is sometimes necessary to remove vegetation from the areas where it is required.

When this work is necessary, the Contractor:

- | Must request the pertinent authorization/ permit if it is entitled to do so.
- | Must comply with the applicable regulations on HSE matters, the environmental permit or license for the project, any administrative act that authorizes forest use (including the partial lifting of the ban on epiphytic flora) and pruning, and/or any EDPR additional requirement that might be properly communicated. Special attention will be paid to rules governing the applicable restrictions and

measures in areas and periods of high fire risk.

- | Will comply with and enforce the prohibition of any felling, pruning, clearing, shredding or other tasks that affect the vegetation, as long as there is no express authorization from the competent environmental authority.

- | Minimize the impact on natural elements following the guidelines in the corresponding environmental permit, as well as the regulations governing the natural area in question.

- | Will hire specialized personnel with experience in carrying out these tasks. The personnel must have a specific training:
  - In the mastery of tree felling techniques
  - In pruning techniques

- | Will ensure the follow-up of the necessary measures that guarantee the safety and health of the workers during the performance of vegetation removal tasks.

## Definitions

| Felling: cutting down operations of trees or tree masses whose definition is such that it implies that felling must be carried out from the base.

| Clearing: cleaning works in which there is only undergrowth, scrub, bushes, or, in the case of trees, their height does not exceed 3 meters.

| Pruning: removal of those branches of trees that can generate a negative effect such as, for example, impairing the continuity of the electrical service by not respecting the minimum safety distances.

| Forest clearance includes in general removal of trees, stumps and other debris, chipping and spreading.

## Execution of the works

Aspects to consider before executing the works

| Carry out a visit and delimit and validate the project by the competent technician.

| Carry out a survey of the area prior to carrying out the work by the competent technician in order to identify species requiring intervention, the quality of the land, the topography, the density of the tree and in general, the ecology of the site, such as the presence of hornet or wasps, as these aspects determine the quality and variety of the shafts that trees develop and affect the direction of tree fall, as well as the precautions to be considered. This prior reconnaissance work must include verification of the presence of vascular epiphytes so that they are managed in accordance with the measures required by the competent environmental authority.

| Verify the inventory and adequately mark:

- Vegetation requiring intervention in order to guarantee that it is the minimum essential and that it complies with the provisions set out in the relevant authorizations.
- Or sensitive vegetation that must be protected to prevent it from being damaged during the work.
- And manage invasive species known in the area to avoid spreading.

See [here](#).

| In areas of ecosystem importance or when specimens or formations of protected areas can be affected, follow environmental surveillance or ecological expert precautions.

| Carry out a kick-off meeting with the involved part to ensure roles and tasks of each and to share latest updates and clarify doubts.

| Coordinate with EDPR the tasks of informing owners and local communities prior to carrying out the works.

| Ensure a plan for the proper management of waste and the prioritization of its recycling / recovery.

| Identify the direction of tree fall, considering the natural direction of fall (according to the slope of the ground, inclination of the shaft, distribution of branches and buttress or plank roots at the base), the direction of the wind, the existence of nearby trees, the expected direction of selected felling and possible obstacles in the drop zone.

| Proceed to delimit the work area and the area of influence (at least twice the height

of the felled tree or up to four times in areas of dense vegetation or reduced visibility) are signposted appropriately; the area must be cleared of personnel and tools, including auxiliary accessways, areas for the collection of plant remains and areas with the presence of vegetation of interest.

| Determine the path through which the chainsaw operator and his helper will escape from the physical threat resulting from the falling tree (identification of escape routes). The escape route guarantees the safety of the people who are carrying out the felling work, who must move to a safe place the moment the tree begins its fall, at a prudent distance.

| In strong wind conditions and in the case of trees with large crowns consider that the wind can tilt the tree in the direction of its fall and may pose a risk to people; therefore, it is advisable to reschedule those tasks.

| If the felled specimen has creepers or lianas, these must be eliminated by means of a preventive and safe procedure, since they hinder directing the fall of the felled tree and increase the risk of accidents to workers.

| In case of excessive proximity to live power lines, contact the power line utility and agree on the execution process (conductor isolation or disconnection).

### **Aspects to consider during the execution of the works**

#### **General aspects**

| Restrict tasks to zones and volumes

authorized in the applicable environmental license and/or permits.

| Open up the least possible number of new access ways, therefore minimizing affection to plant formations and specimens of interest along their layout or disposition. If necessary, the opening of new access routes must always be confirmed by the EDPR team.

| Signal areas with potential risks of accident.

| There must always be present at site: spill kit, basins for small fuel deposits, combat fire kit (including water and powder extinguishers, fire beater, shovel, hoe in high-risk period or areas).

| Keep a record of information about the area, felled volume, species, and individual specimens, duly georeferenced, as established in the applicable licenses and/or permits. In any case, EDPR must be notified at a minimum about the plant surface affected and restored, the number of new and/or transplanted specimens, and the quantity of wastes generated.

| Conveniently direct the fall of selected trees to prevent damage to other trees found outside of the limits of areas requiring intervention.

| Execute the measures or actions necessary for the protection of plant and wildlife present in the zones where activities are executed, according to the applicable Environmental Management/ Surveillance Plan and/or permits/regulations.

| Have available a specialist that supervises the layout and felling work in marked sensitive areas.

| Collaborate with EDPR in conducting



the inspections required in the Suppliers Sustainability Guides.

| Forbid the presence of people near shredding or clearing machines (safety distance perimeter with a minimum radius of 15 meters).

| No felling, pruning, or clearing work will take place in case of electrical storms as well as in the presence of strong and gusty winds.

| Work near power lines with a risk of electrical arc of electrical contact must be performed under special conditions of network operation, normally applying blocking of automatic reclosers.

| When needing to climb a tree either to place retention devices such as ropes, tractels or similar, or to use a chainsaw, the worker shall be qualified to perform work at heights and be equipped with the necessary means for the task, in particular, safety harness and lifeline or equivalent safety devices.

If the use of ladders is necessary to climb the tree, the ladders must be safely fastened and secured using ropes or clamps, achieving stability both at its base and at the top end of the ladder. Ladders shall be equipped at their base with horizontal stabilizers.

| When working alongside chainsaw operators, for example to mark the cut lines, the following shall be considered:

- In felling work, the distance that must be kept between the chainsaw operator and another worker must be at least equivalent to double the length of the felled tree.
- In mitre sawing operations, a worker working next to a chainsaw operator, for example to mark

the cut lines, must keep a minimum distance of 5 meters from the chainsaw operator.

- When working with a chainsaw, it must NEVER be held or wielded above shoulder height.
- To kick-start the chainsaw, place it firmly on the ground and set the foot on the back handle.
- Verify that the chain is not in contact with any object. Do not start the motor while holding the chainsaw with one hand.
- Refuel the machine with the motor off and have an adequate fire extinguisher available and accessible and in the appropriate area to avoid potential spills.
- Kick-start the machine at a certain distance from the refueling location.
- Transport the chainsaw always with the motor off. Protect the blade with sheaths.
- Always cut using the bottom edge of the blade and towards the ground. Never cut the wood directly with the tip of the blade and avoid its top edge from striking or rubbing against any object.
- Cut pieces must never be held with the feet or by other persons.
- The material stock and waste generated must be stored in the appropriated area and quick managed thereof.

### Aspects related to machinery

| Machines and work equipment must:

- Be suitable for forestry work and carry the following compulsory documentation: instructions manual (in the operator's local language) and maintenance/inspection records and certificate of conformity.
- Be appropriate for the task in question to ensure that the affection caused is limited to the one referred in the project.
- Be in good operating use and have all its safety devices.

- Users of these equipment or machines must be trained for their use according by Law of the country or EDPR requirements.
- | Place signs and rope off adequately whenever the activities interfere with the transit of vehicles or pedestrians.
- | Always observe the rules on the prevention of fires associated with machinery. The machines must be equipped with fire extinguishers in accordance with the laws of the country.
- | Comply with the manufacturer's instructions as regards the stability of vehicles in slopes as well as the load limits.

#### **Aspects relating to protective equipment**

- | As regards personal and collective protective equipment and tools used by operators, they must comply with the required in the permits and authorizations and with all of the requisites listed in the Suppliers Sustainability Guides.
- | As regards personal protective equipment, the following will be considered for felling and pruning work and subsequent treatment of plant waste: hardhat with safety facial screen and hearing protection, cut protection safety gloves (especially fit for chainsaw operation if this equipment is used), safety mechanical resistant safety boots (with steel toe) against cuts by chainsaw, fall protection system, colored clothing, pants with safety interlining and cut-resistant clothing (jacket, pants and gaiters) when using a chainsaw, protective shin guards and reflecting vest.
- | As regards collective protection equipment, the following will be considered when carrying out felling and pruning work and the subsequent treatment of plant waste: accelerator blocking

device, chain retainer device, anti-vibration device, anti-cut ropes, fire extinguishers, first aid kit, signaling tape, signaling cones and signs for work conducted on public roads. These measures will apply when using chainsaws and other cutting machinery such as brush cutters.

#### **Specific aspects**

- | The elimination of large native adult specimens shall be minimized.
- | In general, felling and pruning of fruit and ornamental trees, as well as crop species, will be avoided. When it is essential to do so, special care must be taken.
- | The use of tools to be used during forest harvesting must be in accordance with what is authorized by the competent environmental authority.
- | Clean cutting tools will be used so that they do not cause health risks and minimize the surface affected by the cut.
- | Pruning will be carried out without the plant species suffering damage that impedes their viability, making clean cuts and in such a way that there is no accumulation of water. Pruning should always be done from the bottom of the tree upwards (See Annex I).
- | Trees or bushes will always be cut at ground level. Once the tree is felled, it will be cut into pieces, cutting all the branches previously. To minimize the risks, cuts will be made with manual tools such as a saw or machete when the size of the branches allows it. The operator should always make the cuts from the uphill side of the

terrain, to see how the tree is balanced and in which direction it will move when making the cuts.

| In the case of trees with plank or tabular roots, the planks should be cut around the tree before felling starts.

| Low branches in the trunk that could hinder the work shall be pruned using traction chain cutting, removing first the upper branches, and moving downward to remove the rest.

| Branches shall be removed using an elevated platform whenever possible. In the absence of one and only in the case of healthy trees or trunks, branches can be removed by professionals with specific training in tree climbing techniques. Any job requiring climbing a tree shall only be permitted so long as there is at least another worker with the capacity and means to perform a rescue in case the worker working on the tree suffers an emergency.

| Branches shall be cut by means of cuts flush with the shaft's surface, to avoid damaging tree scars.

| If damaged, healing will be applied as needed.

| Due the nature of the growth of some trees, it is possible to identify specimens with a certain natural inclination or with abundant foliage on any given side. When these trees are very inclined, felling will be supported using levers to facilitate turning of the trees and ensure that trimming and pruning leave the tree compensated.

| In case of identifying specimens with rotting at the core, it is recommended to fell the tree in sections, starting

at the highest part and descending progressively until reaching the ground.

| Manual means shall be used for clearing tasks in places with significant erosional processes or with abundant regeneration or a high density of trees.

| The use of herbicides and pesticides shall be avoided. Exceptional use thereof must have the pertinent authorization.

| In all zones and especially in zones with high density cover and affected by the drought, special precaution must be taken when using mechanical means (clearing machines, chainsaws) that, on contact with some elements of the ground (pebbles, metals, etc.) could generate sparks and trigger fires. Likewise, in regions where periods of high fire risk are established, the presence and availability of a water-based fire extinguisher shall be guaranteed at a minimum. Furthermore, additional measures concerning the technical criteria and conditions of the region in question shall be implemented.

| If the presence of termites or nests of other insects is identified, the shaft shall be cleaned off to prevent that, at the time of felling, these may disturb the chainsaw operator.

| If the presence of mammals, bats or birds (owls, woodpeckers) is identified while pruning, stop work and seek advice from environmental/ecological specialists.

#### **Aspects to consider after completing the works:**

Plant biomass remains shall be recovered

whenever possible. The work area shall always be left free of clearing, pruning, or felling products. Operators shall proceed in one of the following manners:

| Shredding or chipping: in zones accessible to the machines used to perform this task, plant remains will be evenly spread on the ground to facilitate its natural degradation and quick incorporation to the soil, without leaving any remains on the vegetation of the area.

| Logging (size smaller than 30 cm): if shredding is not possible, the remains shall undergo logging and spreading on the ground in the same conditions as above.

| Should the local community request it, unprocessed plant remains shall be donated in logs sized less than 1 m. A written record providing proof of delivery of the wood and permitted uses shall be left, including a clear statement indicating that said remains cannot be sold.

| Should the above not be possible, plant remains shall be collected and managed adequately by an authorized vendor. Recovery shall be prioritized over elimination.

| In situ incineration will be avoided. If incineration is the only solution, it must be previously authorized by EDPR; the corresponding permits from the competent body shall be available and all necessary preventive measures shall be taken.

| The permanence of felling and pruning remains in temporary stockpiles on the ground shall be determined by the authorization from the competent body. Stockpiles shall


be always placed in areas where they do not represent an obstacle for the movement of personnel and equipment related to the operation or for the community, and must be far from drainages, roads and housing.

| Agricultural practices that foster the onset of plagues and illnesses such as the incineration of waste in the field or the abandonment of unshredded branches of a diameter greater than 6m shall be avoided.

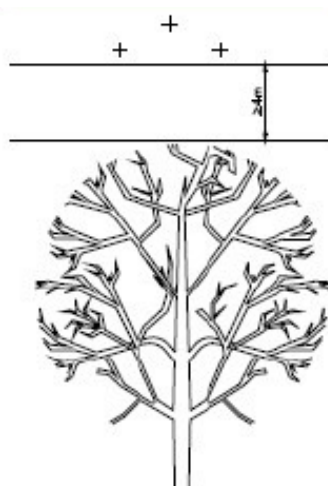
| Once clearing, felling and/or pruning tasks are finalized, the work area must be left in an adequately clean condition. The abandonment and/or discharge of any type of waste, especially those that could increase the risk of forest fires (lubricants, fuel, etc.) is prohibited.

## Annex I. Pruning methods

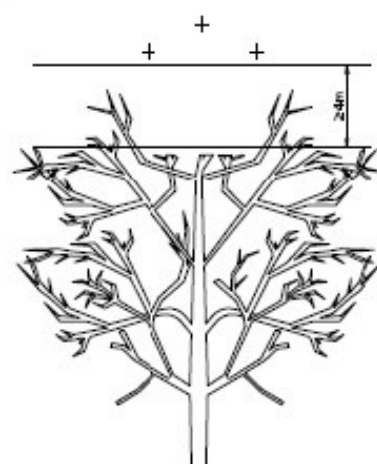
### Affection to trees



Before pruning



After pruning well done

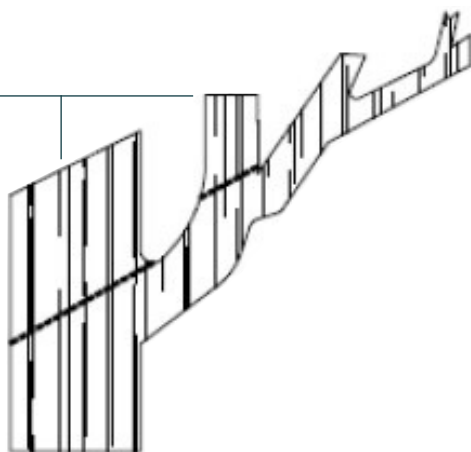


Poorly done pruning (with conductors too low)

### Pruning methods

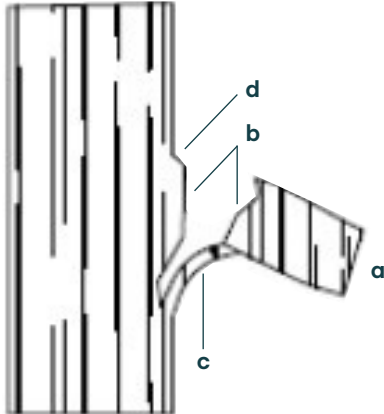
Inadequate pruning points

Adequate pruning points



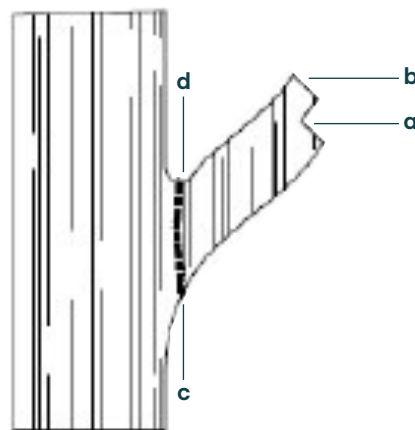
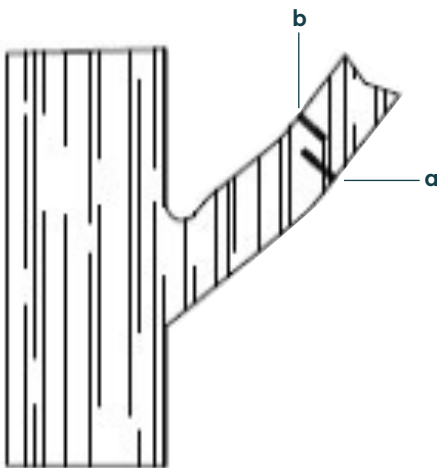
Correct way to prune the union with a lateral branch to form low-height canopies

## Pruning methods



### Incorrect cutting of a thick branch

(a) branch, (b) saw cut that has separated the branch, (c) piece of bark and wood gouged away from trunk, (d) branch union



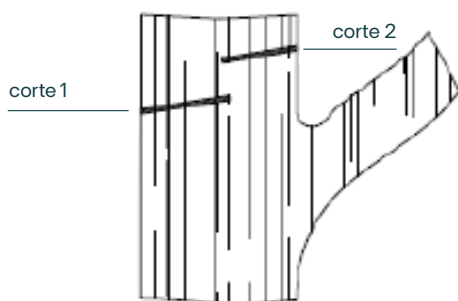
### Correct cutting of a thick branch

The first cut is made on the lower side of the branch at point (a) at about 150 or 300 mm after the final cutting point; the cut must penetrate until approximately halfway of the branch.

The second cut is made at point (b) at 25 or 50 mm before the cut at point (a), continuing until the branch falls off. The third cut is made at the trunk to remove the growing stump; point (c) indicates the position of the third cut.

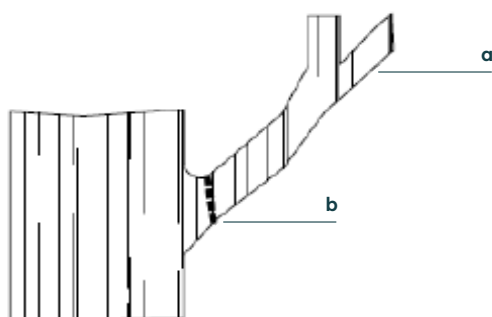
The union of the branch is shown in point (d). The stump must be held with the hand to avoid debarking the trunk. All final cuts must be made such that they allow rainwater to run off easily.

## Pruning methods



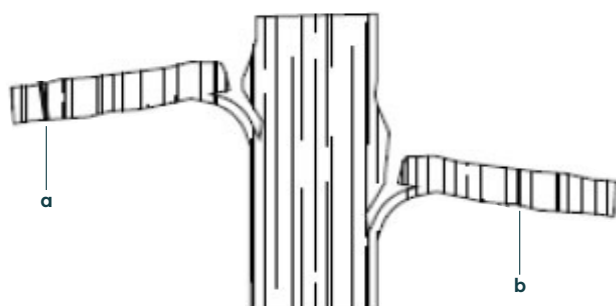
### Separating a vertical branch

If the branch to be cut is vertical, the cuts must be made at an angle of approximately of 30 degrees in order to prevent the accumulation of water on the cut surface, which would cause it to rot.



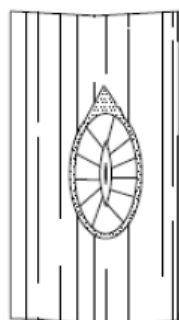
### Separation of an overhang of dry wood that constitute a threat to nearby living parts.

This branch was cut at point (a) but should have been cut at (b).



### Two other methods of cutting of a thick branch

Only one cut is necessary. The branch must be held using a taut rope firmly fastened at point (a) or using a prop firmly fixed at (b). Both the rope and the prop must remain inclined to keep the branch separated from the trunk at the time of cutting. If the rope or prop should be hung or supported on some existing branch, the latter must be well sheathed to prevent damaging it.



### Treating a tree scar after cutting a branch.

If the union has been removed and the top and bottom ends of the scar are very round or square, they must be made pointy, as indicated by the dotted lines.

If the union has not been removed, the operation to recut the scar is not so important.

However, a scar trimmed on both ends is highly convenient to achieve good healing.

# Commitments for a Sustainable Supply Chain



# Thank you!



## Suppliers Sustainability Guide O&M Services

---

This document is owned by EDPR. Printed copies of this document may be outdated.  
Printing this guide: Please be mindful of the pages you print.  
Avoid waste, only print the pages you wish to read and print double sided.